



MAFATLAL INDUSTRIES LIMITED

Regd. Office : 301-302, Heritage Horizon, 3rd Floor, Off. C.G. Road,
Navrangpura, Ahmedabad 380 009. Email : ahmedabad@mafatlals.com
Tel. : 079 26444404-06 Fax : 079 26444403

Corp. Off.: Kaledonia Building, Off. No.3, 6th Floor, Opp. Vijay Nagar Society,
Sahar Road, Off Western Express Highway, Andheri (East), Mumbai 400 069
Tel. : 022 67713800 Fax : 91 22 67713924/25
CIN : LI7110GJ1913PLC000035 Website: www.mafatlals.com

July 13, 2017

To,
Bombay Stock Exchange Limited
Phiroze Jeejeebhoy Towers,
Dalal Street,
Mumbai- 400001

BSE Code: 500264

Dear Sir,


Sub: Shareholding Pattern under clause 31(1)(b) of the SEBI (Listing Obligations and Disclosure Requirements) Regulations, 2015

With reference to the above, please find enclosed the Shareholding Pattern of the Company for the year ended on 30th June, 2017.

We request you to kindly take the same on record.

Thanking you,

Yours faithfully,
For Mafatlal Industries Limited



Ashish Karanji
Company Secretary

Encl: as above



ARVIND MAFATLAL GROUP
The ethics of excellence

Format of Holding of Specified securities

1. Name of Listed Entity:MAFATAL INDUSTRIES LTD
2. Scrip Code/Name of Scrip/Class of Security:500264,,EQUITY SHARES
3. Share Holding Pattern Filed under: Reg. 31(1)(a)/Reg.31(1)(b)/Reg.31(1)(c)
 - a. if under 31(1)(b) then indicate the report for quarter ending 30/06/2017
 - b. if under 31(1)(c) then indicate date of allotment/extinguishment
4. Declaration : The Listed entity is required to submit the following declaration to the extent of submission of information:

	Particulars	YES*	NO*
a	Whether the Listed Entity has issued any partly paid up shares		NO*
b	Whether the Listed Entity has issued any Convertible Securities or Warrants?		NO*
c	Whether the Listed Entity has any shares against which depository receipts are issued?		NO*
d	Whether the Listed Entity has any shares in locked-in?		NO*
e	Whether any shares held by promoters are pledge or otherwise encumbered?	YES*	

*if the Listed Entity selects the option 'NO' for the questions above, the columns for the partly paid up shares, Outstanding Convertible Securities/Warrants, depository receipts, locked-in shares, No of shares pledged or otherwise encumbered by promoters, as applicable, shall not be displayed at the time of dissemination on the Stock Exchange website. Also wherever there is 'No' declared by Listed entity in above table the values will be considered as 'Zero' by default on submission of the format of holding of specified securities.

- 5 The tabular format for disclosure of holding of specified securities is as follows:




Table I - Summary Statement holding of specified securities

Category	Category of Shareholder	No of Shareholders	No of fully paid up equity shares held	No of Partly paid-up equity shares held	No of Shares Underlying Depository Receipts	Total No of Shares Held (VII) = (IV)+(V)+(VI)	Shareholding as a % of total no of shares (As a % of (A+B+C2))	Number of Voting Rights held in each class of securities			No of Shares Underlying Outstanding convertible securities (Including Warrants)	Shareholding as a % assuming full conversion of convertible Securities (as a percentage of	Number of Locked in Shares		Number of Shares pledged or otherwise encumbered		Number of equity shares held in dematerialized form	
								No of Voting Rights		Total as a % of (A+B+C)			No.	As a % of total Shares held	No.	As a % of total Shares held		
								Class X	Class Y	Total								
(I)	(II)	(III)	(IV)	(V)	(VI)	(VII)	(VIII)	(IX)			(X)	(XI)	(XII)		(XIII)	(XIV)		
(A)	Promoter & Promoter Group	55	10414785	0	0	10414785	74.86	10414785	0	10414785	74.86	0	74.86	0	0.00	2581144	24.78	10414785
(B)	Public	106006	3498101	0	0	3498101	25.14	3498101	0	3498101	25.14	0	25.14	0	0.00	NA	NA	3018003
(C)	Non Promoter-Non Public						0 NA	0	0	0	0.00	0	NA	0	0.00	NA	NA	0
(C1)	Shares underlying DRs	0	0	0	0	0	0.00	0	0	0	0.00	0	0.00	0	0.00	NA	NA	0
(C2)	Shares held by Employes Trusts	0	0	0	0	0	0.00	0	0	0	0.00	0	0.00	0	0.00	NA	NA	0
	Total:	106061	13912886	0	0	13912886	100.00	13912886	0	13912886	100.00	0	100.00	0	0.00	2581144	24.78	13432788



	ALTAMOUNT PRODUCTS AND SERVICES PVT LTD	AAGCA8572Q	1	1064443	0	0	1064443	7.65	1064443	0	1064443	7.65	0	7.65	0	0.00	1064443	100.00	1064443
	Sub-Total (A)(1)		55	10414785	0	0	10414785	74.86	10414785	0	10414785	74.86	0	74.86	0	0.00	2581144	24.78	10414785
(2)	Foreign																		
(a)	Individuals (Non-Resident Individuals/Foreign Individuals)		0	0	0	0	0	0.00	0	0	0	0.00	0	0.00	0	0.00	0	0.00	0
(b)	Government		0	0	0	0	0	0.00	0	0	0	0.00	0	0.00	0	0.00	0	0.00	0
(c)	Institutions		0	0	0	0	0	0.00	0	0	0	0.00	0	0.00	0	0.00	0	0.00	0
(d)	Foreign Portfolio Investor		0	0	0	0	0	0.00	0	0	0	0.00	0	0.00	0	0.00	0	0.00	0
(e)	Any Other		0	0	0	0	0	0.00	0	0	0	0.00	0	0.00	0	0.00	0	0.00	0
	Sub-Total (A)(2)		0	0	0	0	0	0.00	0	0	0	0.00	0	0.00	0	0.00	0	0.00	0
	Total Shareholding of Promoter and Promoter Group (A)=[A](1)+[A](2)		55	10414785	0	0	10414785	74.86	10414785	0	10414785	74.86	0	74.86	0	0.00	2581144	24.78	10414785



Table III - Statement showing shareholding pattern of the Public shareholder

Category	Category & Name of the Shareholder	PAN	No of Shareholders	No of fully paid up equity shares held	No of Partly paid-up equity shares held	No of Shares Underlying Depository Receipts	Total No of Shares Held (V+V+V1)	Shareholding as a % of total no of shares (A+B+C2)	Number of Voting Rights held in each class of securities			No of Shares Underlying Outstanding convertible securities (including Warrants)	Shareholding as a % assuming full conversion of convertible Securities (as a percentage of diluted share capital)	Number of Locked In Shares		Number of Shares pledged or otherwise encumbered		Number of equity shares held in dematerialized form	
									No of Voting Rights		Total as a % of (A+B+C)			No.	As a % of total Shares held	No.	As a % of total Shares held		
									Class X	Class Y									Total
	(i)	(ii)	(iii)	(iv)	(v)	(vi)	(vii)	(viii)	(ix)			(x)	(xi)	(xii)	(xiii)	(xiv)			
(1)	Institutions																		
(a)	Mutual Funds		16	2014	0	0	2014	0.01	2014	0	2014	0.01	0	0.01	0	0.00	NA	NA	3
(b)	Venture Capital Funds		0	0	0	0	0	0.00	0	0	0	0.00	0	0.00	0	0.00	NA	NA	0
(c)	Alternate Investment Funds		0	0	0	0	0	0.00	0	0	0	0.00	0	0.00	0	0.00	NA	NA	0
(d)	Foreign Venture Capital Investors		0	0	0	0	0	0.00	0	0	0	0.00	0	0.00	0	0.00	NA	NA	0
(e)	Foreign Portfolio Investors		0	0	0	0	0	0.00	0	0	0	0.00	0	0.00	0	0.00	NA	NA	0
(f)	Financial Institutions/Banks		45	216771	0	0	216771	1.56	216771	0	216771	1.56	0	1.56	0	0.00	NA	NA	208790
	STATE BANK OF INDIA	AAAC58577K	3	168449	0	0	168449	1.21	168449	0	168449	1.21	0	1.21	0	0.00	NA	NA	168449
(g)	Insurance Companies		2	142816	0	0	142816	1.03	142816	0	142816	1.03	0	1.03	0	0.00	NA	NA	142815
	LIFE INSURANCE CORPORATION OF INDIA	AAAC05821H	1	142815	0	0	142815	1.03	142815	0	142815	1.03	0	1.03	0	0.00	NA	NA	142815
(h)	Provident Funds/Pension Funds		0	0	0	0	0	0.00	0	0	0	0.00	0	0.00	0	0.00	NA	NA	0
(i)	Any Other																		
	Sub Total (B)(1)		63	361601	0	0	361601	2.60	361601	0	361601	2.60	0	2.60	0	0.00	NA	NA	351608
(2)	Central Government/State Government(s)/President of India		0	0	0	0	0	0.00	0	0	0	0.00	0	0.00	0	0.00	NA	NA	0
	Sub Total (B)(2)		0	0	0	0	0	0.00	0	0	0	0.00	0	0.00	0	0.00	NA	NA	0
(3)	Non-Institutions																		
(a)	(i) Individual shareholders holding nominal share capital up to Rs.2 lakhs		105424	1573605	0	0	1573605	11.31	1573605	0	1573605	11.31	0	11.31	0	0.00	NA	NA	1105887
	(ii) Individual shareholders holding nominal share capital in excess of Rs. 2 lakhs		20	1265094	0	0	1265094	9.09	1265094	0	1265094	9.09	0	9.09	0	0.00	NA	NA	1265094
	BHARAT JAYANTILAL PATEL	AAAP6652R	2	594219	0	0	594219	4.27	594219	0	594219	4.27	0	4.27	0	0.00	NA	NA	594219
(b)	NBFCs Registered with RBI		3	3992	0	0	3992	0.03	3992	0	3992	0.03	0	0.03	0	0.00	NA	NA	3992
(c)	Employee Trusts		0	0	0	0	0	0.00	0	0	0	0.00	0	0.00	0	0.00	NA	NA	0
(d)	Overseas Depositories (Holding DRs)(Balancing figure)		0	0	0	0	0	0.00	0	0	0	0.00	0	0.00	0	0.00	NA	NA	0
(e)	Any Other																		
	TRUSTS		6	32	0	0	32	0.00	32	0	32	0.00	0	0.00	0	0.00	NA	NA	32
	NON RESIDENT INDIANS		89	50958	0	0	50958	0.37	50958	0	50958	0.37	0	0.37	0	0.00	NA	NA	50370
	CLEARING MEMBERS		16	681	0	0	681	0.00	681	0	681	0.00	0	0.00	0	0.00	NA	NA	681
	NON RESIDENT INDIAN NON REPATRIABLE		86	4382	0	0	4382	0.03	4382	0	4382	0.03	0	0.03	0	0.00	NA	NA	4382
	POCIES CORPORATES		299	237756	0	0	237756	1.71	237756	0	237756	1.71	0	1.71	0	0.00	NA	NA	235957
	Sub Total (B)(3)		105943	3136500	0	0	3136500	22.54	3136500	0	3136500	22.54	0	22.54	0	0.00	NA	NA	2666395
	Total Public Shareholding (B) = (B)(1)+(B)(2)+(B)(3)		106006	3498101	0	0	3498101	25.14	3498101	0	3498101	25.14	0	25.14	0	0.00	NA	NA	3018003




Table IV - Statement showing shareholding pattern of the Non Promoter - Non Public Shareholder

Category	Category & Name of the Shareholder	PAN	No of Shareholders	No of fully paid up equity shares held	No of Partly paid-up equity shares held	No of Shares Underlying Depository Receipts	Total No of Shares Held (I+V+VI)	Shareholding as a % of total no of shares (A+B+C2)	Number of Voting Rights held in each class of securities			No of Shares Underlying Outstanding convertible securities (including Warrants)	Shareholding as a % assuming full conversion of convertible Securities (as a percentage of diluted share capital)	Number of Locked In Shares		Number of Shares pledged or otherwise encumbered		Number of equity shares held in dematerialized form	
									No of Voting Rights		Total as a % of (A+B+C)			No.	As a % of total Shares held	No.	As a % of total Shares held		
									Class X	Class Y									Total
	(I)	(II)	(III)	(IV)	(V)	(VI)	(VII)	(VIII)	(IX)			(X)	(XI)	(XII)	(XIII)		(XIV)		
(1)	Custodian/DR Holder		0	0	0	0	0	0.00	0	0	0	0.00	0	0.00	0	0.00	NA	NA	0
(2)	Employee Benefit Trust (under SEBI(Share based Employee Benefit) Reg)		0	0	0	0	0	0.00	0	0	0	0.00	0	0.00	0	0.00	NA	NA	0
	Total Non-Promoter-Non Public Shareholding (C) = (C1)+(C2)		0	0	0	0	0	0.00	0	0	0	0.00	0	0.00	0	0.00			0



Details of the shareholders acting as persons in Concert including their Shareholding:			
Name of Shareholder	Name of PAC	No of shares	Holding%
Total:		0	0



Details of Shares which remain unclaimed may be given hear along with details such as number of shareholders,

No of Shareholders

No of shares

